



WHITE PAPER



And



IC Centre for Governance

State of Policing and Law & Order in Delhi

November 2021



Contents

I. Foreword	4
II. Acknowledgements.....	6
III. Summary of State of Policing and Judiciary in Delhi, Its Impact on Reporting and Solving of Major Crimes and Recommendations	7
IV. Crime Statistics	9
A. Major Crimes Reported in Delhi	9
Table 1: Reporting of Major Crimes in Delhi from 2016 to 2020	9
Graph 1: Comparison of Kidnapping and Abduction cases in Delhi from 2016 to 2020	10
Graph 2: Age and Gender wise Percentage of victims of Kidnapping (Sec 363, 363A IPC) in Delhi.....	11
Graph 3: Age and Gender wise Percentage of victims of Abduction (Sec 362 IPC) in Delhi.....	12
Table 2: Recovery of Victims of Kidnapping and Abduction in Delhi from 2018 to 2020	13
Table 3: Human Trafficking Cases in Delhi from 2018 to 2020	14
Table 4: Cyber Crime Cases in Delhi from 2016 to 2020	14
B. Cases under Protection of Children from Sexual Offences (POCSO) Act	15
Graph 4: Rape Cases registered under POCSO Act compared to Total Rapes in Delhi from 2018 to 2020	15
Graph 5: Age wise and Gender wise POCSO Rape Victims from 2018 to 2020.....	16
Table 5: POCSO Rape Offenders in Delhi from 2018 to 2020	17
Table 6: Gender wise cases reported and number of victims under POCSO Act	18
Table 7: Duration of Completion of Trials in POCSO Court in Delhi	19
C. Road Accident Cases.....	20
Table 8: Number of Road Accidents, Persons Injured and Died from 2016 to 2020	20
D. Investigation and Trial of IPC and SLL Crimes	21
Table 9: Status of Investigation and Trial of IPC Cases in Delhi as per Crime in India report from 2018 to 2020	21
Table 10: Status of Investigation and Trial of Special and Local Laws (SLL) Cases in Delhi as per Crime in India report from 2018 to 2020.....	22
Table 11: Status of Investigation and Trial of Crime against Women Cases in Delhi as per Crime in India report from 2018 to 2020	23
Table 12: Status of Investigation and Trial of Crime against Children Cases in Delhi as per Crime in India report from 2018 to 2020	24
Table 13: Conviction and Acquittal percentage of various crimes in Delhi from 2018 to 2020	25
V. Human Resources in the Policing and Law and Order System	26



A. Police Personnel	26
Table 14: Designation wise number of sanctioned and working police personnel in 2019-20 and 2020-21	26
Table 15: Police Personnel details based on Police Districts in 2020-21	27
Table 16: Department wise Police Personnel in 2019-20 and 2020-21	28
Table 17: Police Personnel sanctioned and working for Supervisory level officers in 2019-20 and 2020-21	29
B. Causes of Death of Delhi Police Personnel	30
Graph 6: Police Personnel Major Causes of Death from 2018 to 2020	30
C. Police Complaints Authority	31
Table 18 : Complaints received and disposed off in police complaints authority during the year 2019-20 to 2020-21.....	31
D. State Security Commission	32
VI. Deliberations by Members of Parliament (MP) in Delhi	33
Table 19: Questions asked on issues related to crime from Budget 2019 to Budget 2021.....	33
Table 20: Issue-wise number of questions asked on crime from Budget 2019 to Budget 2021.....	34



I. Foreword

The COVID-19 outbreak upended and put the various systems that surround our lives, to the test. As doctors, nurses and other healthcare workers went into overdrive, so did our police personnel. Often risking their own lives (11% of total police personnel deaths happened due to COVID-19 in 2020), they were seen to be on duty to maintain law and order in our cities. We thank Delhi's police personnel for their selfless service in these troubling times. However, this also shone light on the need to build stronger systems and institutions to enable smooth functioning of our cities. These systemic gaps that exist within Delhi's law and order as well as judicial institutions have been highlighted in this paper and recommendations for improvement have been shared for the same, to improve the safety and security of the citizens of the national capital.

Citizens, because of the pandemic, have been largely confined to the safety of their homes throughout the year. This is reflected in the fact that reported cases of major crimes in Delhi has fallen for 2020 when compared to 2019 by 17%. However, out of the total 3,48,104 cases of IPC to be investigated in Delhi in 2020 of which 28% of the cases were pending for investigation. On the other hand, investigation was not completed in 58% (16,535 out of 28,688) cases of crime against women and 56% (8,066 out of 14,378) cases of crime against children in 2020.

This could also be attributed to the immense burden the police had to face during the lockdown which may have led to the delay of filing charge sheets due to a shift of focus towards COVID-19. Another possible reason for this comes from the analysis of human resource data, which suggests that there also was a 15% shortage in police personnel in the city in 2020-21.

These gaps are however not just resulting from the shift in focus of the police personnel but in fact points towards a much larger issue of poor implementation of police reforms. Reform should be brought to have a 2-year tenure for posts such as Commissioner of Police, Deputy Commissioner of Police. However, this also has not been implemented in Delhi. Furthermore, State Security Commission (SSC) that lays down broad policy guidelines and evaluates the performance of the police, has also not been established. Other reforms such as separation of investigation and law and order – which ensures attention of personnel on investigation has also not been implemented in the national capital. There is also a 20% shortage of investigation officers who are responsible for investigating a case.

Even if one does manage to get a charge sheet filed and see their day in court, judicial proceedings data in the city suggests that justice is often delayed and conviction in Delhi's courts are also poor. Out of 3,32,274 IPC cases to be tried in Delhi's courts, trials were pending for 92% of the cases as of December 2020, reflecting an overburdened judiciary leading to delayed justice for victims. Furthermore, only 47% of the cases of crime against women were convicted in 2020 and as of December 2020, trial of 99% of the cases of crime against children were pending.

It is noteworthy to analyse that women and children often bear the brunt of the gaps that exist in our law & order and judicial system. Of the total cases of kidnapping and abduction (4,051), 91% (3,862 out of 4,235) victims were of kidnapping of children in 2020. Furthermore, of the total female victims of abduction and kidnapping (3,025 victims), 92% (2,789) victims were in the age group of 6 to 18 years.



In 94% of the total 1,197 Protection of Children Against Sexual Offences (POCSO) cases in 2020, the victims were girls, and from the total POCSO cases, highest cases were of rape (721) and sexual assault (376). Furthermore, while POCSO Act was enacted with the sole purpose of providing speedy justice to minors, trial of 99% cases of 'crime against children' were pending as of December 2020.

Solving these systemic gaps requires careful and citizen centric deliberation. However, Delhi Police comes under the jurisdiction of the Ministry of Home Affairs (MHA), Government of India. Therefore, other tiers of government have no involvement in the deliberative matter. While Members of Parliament (MPs) are tasked with deliberating on the law-and-order issues of the city, the subject is often neglected amongst other matters of national importance such as Army, Navy, Air Force and other security issues. Analysis of deliberations show that no questions were asked by MPs on crime against women and crime against children in Delhi from Monsoon 2020 to Budget 2021, although this is a major problem in Delhi.

There is a dire need to increase human resources in the police force for effective policing and investigation. Reforms such as separation of investigation and law and order functions, awareness of Police Complaints Authority (PCA) and its ability to take decision on cases against atrocities by police, implementation and monitoring of special laws such as POCSO, adopting a multi-stakeholder approach for creating awareness and sensitising people to prevent sexual abuse of children and so on can help in increasing the safety and security of the citizens of Delhi.

NITAI MEHTA

Managing Trustee, Praja Foundation



II. Acknowledgements

Praja has obtained the data used in compiling this white paper through the Right to Information Act, 2005. Hence it is very important to acknowledge the RTI Act and everyone involved, especially the officials who have provided us with this information diligently.

We would like to appreciate our stakeholders; particularly, our Elected Representatives and government officials, the Civil Society Organisations (CSOs) and the journalists who utilise and publicise our data and, by doing so, ensure that awareness regarding various issues that we discuss is distributed to a wide-ranging population. We would like to take this opportunity to specifically extend our gratitude to all government officials for their continuous cooperation and support.

Praja Foundation appreciates the support given by our supporters and donors, namely Friedrich Naumann Foundation, Madhu Mehta Foundation and numerous other individual supporters. Their support has made it possible for us to conduct our study and publish this white paper.

We would also like to thank our group of Advisors and Trustees and lastly but not the least, we would like to acknowledge the contributions of all members of Praja's team including our research interns, who worked to make this white paper a reality.



**FRIEDRICH NAUMANN
FOUNDATION** For Freedom.

South Asia

**Madhu Mehta
Foundation**



III. Summary of State of Policing and Judiciary in Delhi, Its Impact on Reporting and Solving of Major Crimes and Recommendations

State of Police Personnel and Judiciary	Impact on Reporting and Solving of Major Crimes	Recommendations
<p>There was a shortage of 20% in the post of Police Sub-Inspector (P.S.I.) in 2020-21, who also perform the role of investigation officers.</p> <p>Police reform for 2 years tenure for posts such as Commissioner of Police (CP), Deputy Commissioner of Police (DCP) has not yet been implemented in Delhi.</p> <p>Police reforms such as separation of investigation and law and order that ensures focus of personnel on investigation has not yet been implemented.</p>	<p>Of the total IPC cases investigated by Delhi police as of December 2020 (2,51,333) charge-sheet was filed only in 28% of the cases.</p> <p>There was a high pendency of investigation in cases of crime against women (58%) and children (56%) as of December 2020.</p> <p>Reporting of cases has fallen in all major crimes in last five years in Delhi- murder (9%), rape (22%), molestation (25%), kidnapping/abduction (31%).</p> <p>31% of 13,850 victims of kidnapping and abduction were recovered in 2020, fallen from 39% of 14,495 victims in 2018.</p>	<p>There is a dire need for having adequate police force and filling the sanctioned posts for effective policing and investigation.</p> <p>Police reforms such as separation of investigation and law and order functions needs to be immediately implemented to ensure proper investigation of crimes.</p> <p>The police-citizen relations need to be improved through trust building and awareness.</p> <p>Police officials need to be sensitised to involve citizens as partners in policing, welcome inputs from the community and act in a collaborative and co-operative manner when it comes to reporting of cases, leads, etc. For this training and counselling of police officials on the behavioural skills towards citizens needs to be done.</p>
<p>Access to police for reporting of crimes is poor in certain types of crimes.</p>	<p>Cyber crimes in Delhi can be registered only in District cyber cells (13) and not in police stations- this has led to poor reporting- 168 cases in 2020.</p>	<p>A separate cyber cell for reporting of cyber complaints needs to be created in every police stations.</p>
<p>The Protection of Children Against Sexual Offences Act provides for a separate POCSO court to try cases of sexual crimes against children and ensure completion within one year of cognisance of offense. This is however not being properly implemented.</p>	<p>In 94% of the total 1,197 POCSO cases in 2020 victims were girls, in which highest cases were of rape (721) and sexual assault (376).</p> <p>Of the 67 cases reported of POSCO crimes against boys, 93% were of unnatural offences while 4% sexual assault.</p>	<p>There is need for a multi-stakeholder approach to be adopted for creating awareness and sensitising people to prevent sexual abuse of children, by engaging with all the stakeholders i.e. children, families, communities, schools, colleges, civil society organisations and the police.</p> <p>The implementation of special laws such as POCSO needs to be effectively monitored- for example ensuring that</p>



	<p>In 95% of the rape cases under POCSO, offenders were known to the victim (40%-family friends or neighbours, 44%-friends/online friends on pretext of marriage and 10%-family members) in 2020.</p> <p>Whereas 99% POCSO cases trial were pending as of December 2020, showing that provisions of the act are not being followed.</p>	<p>special courts try POCSO cases in a timely manner and dispose the cases within one year as prescribed by the Act.</p>
<p>Under police reforms there is a need to implement agencies such as the State Security Commission (SSC) to lay down broad policy guidelines and evaluates the performance of the police.</p> <p>The Police Establishment Board (PEB) to decide transfers, postings, promotions and other service related matters of police officers.</p>	<p>SSC has not been implemented in Delhi.</p>	<p>There is a need to set up the SSC and ensure its effective functioning to enable better service conditions for police and thereby ensure better investigation of crimes.</p>
<p>Set up a Police Complaints Authority (PCA) at state and district level to inquire into public complaints against police officers in cases of serious misconduct, including custodial death, grievous hurt, or rape in police custody.</p>	<p>A State Police Complaints Authority was set up in Delhi in 2019. 2,464 cases were registered in 2020-21 of which 2,030 were disposed.</p> <p>PCA only has powers for recommendation and the final decision regarding any case lies with government.</p>	<p>PCA needs to be given independent authority to try cases and take decisions against atrocities by police.</p>



IV. Crime Statistics

A. Major Crimes Reported in Delhi

Table 1: Reporting of Major Crimes in Delhi from 2016 to 2020¹

Crime		2016	2017	2018	2019	2020	% change from 2019 to 2020
Murder		528	487	513	521	472	-9%
Attempt to murder		646	645	529	487	570	17%
Rape		2,155	2,146	2,135	2,168	1,699	-22%
Molestation		4,165	3,422	3,314	2,921	2,186	-25%
Riots		79	50	23	23	689	2896%
Kidnapping/Abduction		6,619	6,095	6,051	5,901	4,062	-31%
House Breaking (Day and Night)	House Breaking with E-FIR ²	29,028	20,558	-	-	-	-25%
	House Breaking	-	-	7,844	5,656	4,235	
Chain Snatching		9,571	8,231	6,932	6,266	7,965	27%
Robbery / Dacoity		4,807	3,183	2,469	1,971	1,972	0%
Theft		1,16,207	1,55,026	1,85,029	2,37,089	1,67,438	-29%
Other IPC		35,714	33,737	35,880	38,082	59,036	55%
Total IPC		2,09,519	2,33,580	2,50,719	3,01,085	2,50,324	-17%

Note: “House Breaking” includes Burglary and House Theft, “Theft” includes Motor Vehicle Theft (M.V. Theft) and other theft and “Kidnapping/Abduction” includes Kidnapping, Abduction and Kidnapping for ransom.

Inference:

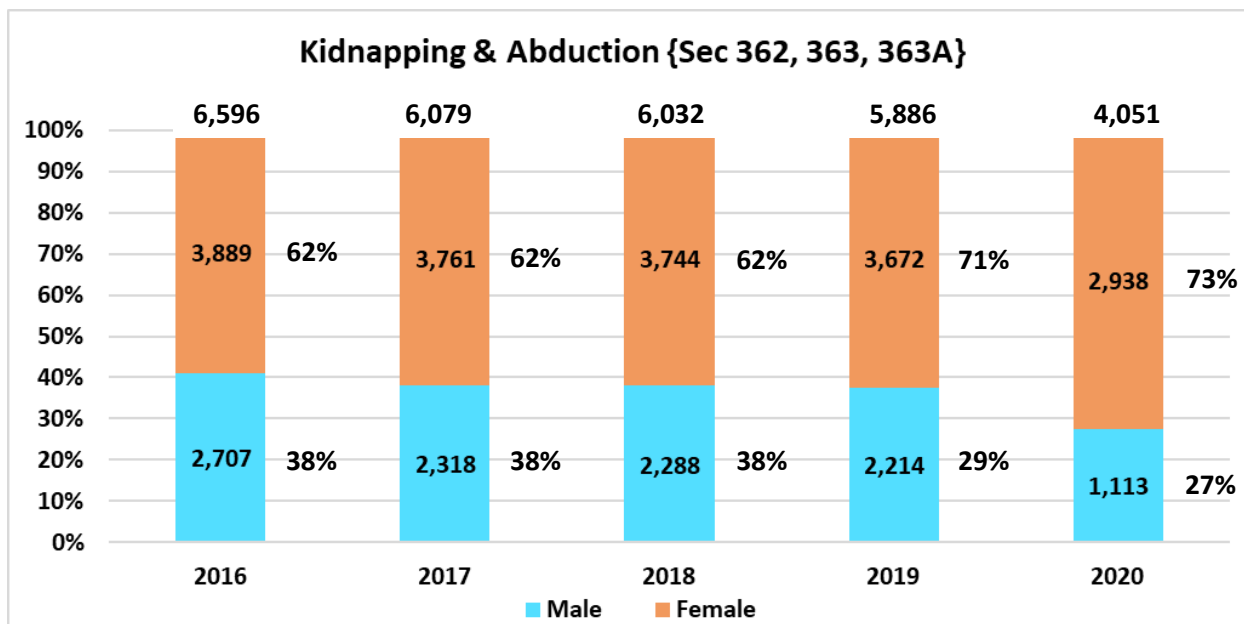
- Highest rise in Riots cases from 23 in 2019 to 689 in 2020 (2896%) in Delhi.
- Chain Snatching cases has increase by 27% in 2020 compared to 2019.
- Reporting of major crimes has decreased in the last 5 years, reporting of rape fell by 21% and murder by 11%.
- The highest number of cases reported were of theft – 1,67,438 cases in 2020, a rise of 44% from 2016

¹ <https://www.delhipolice.nic.in/PDF/CID.pdf>

² <https://www.delhipolice.nic.in/view-fir>, E-FIR is an online portal of Delhi Police where people file online complaints i.e. Motor Vehicles Theft & Property Theft cases.



Graph 1: Comparison of Kidnapping and Abduction cases in Delhi from 2016 to 2020³



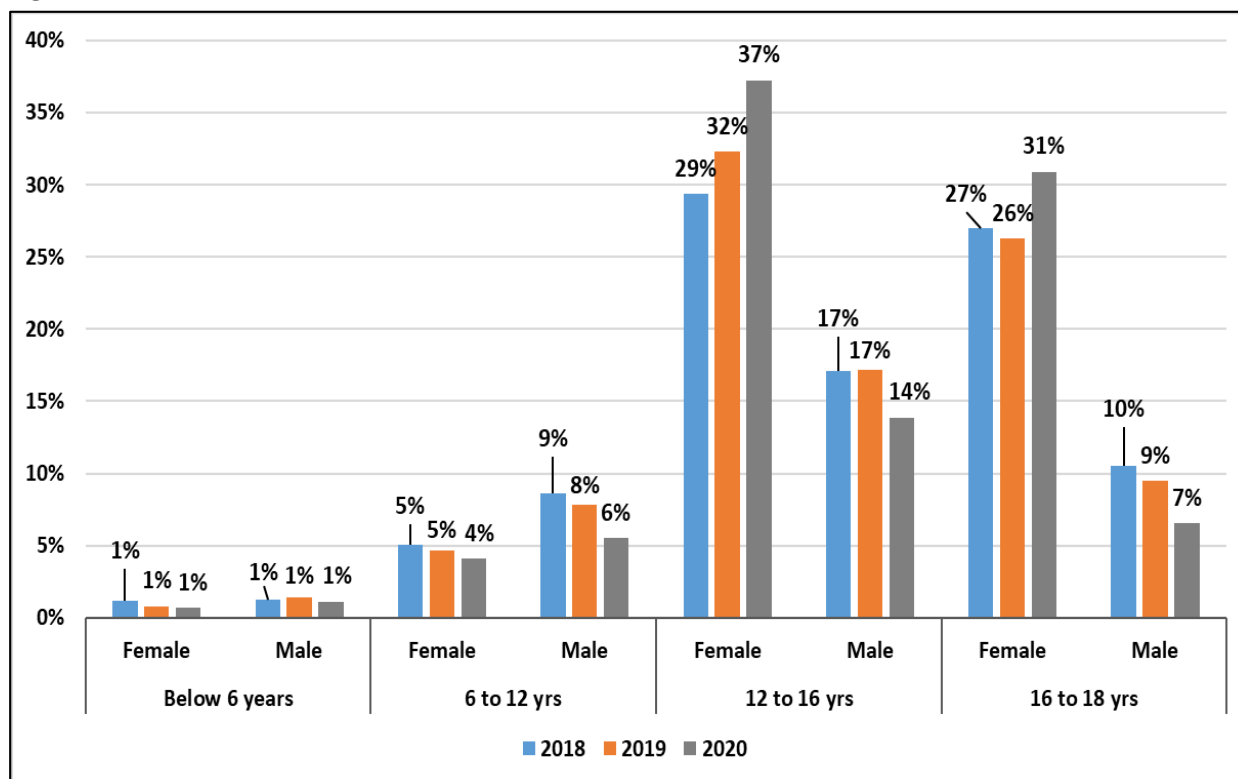
Inference:

- Majority of cases were of kidnapping and abduction of females - 73% cases were of females in 2020.
- Proportion of kidnapping and abduction cases against females has been rising in the last 5 years- while in 2016, 62% cases were of females kidnapping and abduction, in 2020 this rose to 73%.

³ <https://www.delhipolice.nic.in/crime-statistics.html>



Graph 2: Age and Gender wise Percentage of victims of Kidnapping (Sec 363, 363A IPC) in Delhi⁴



Note: Above data has been taken from Crime in India as it bifurcates data according to gender and age, which is not the case with Delhi Police data.

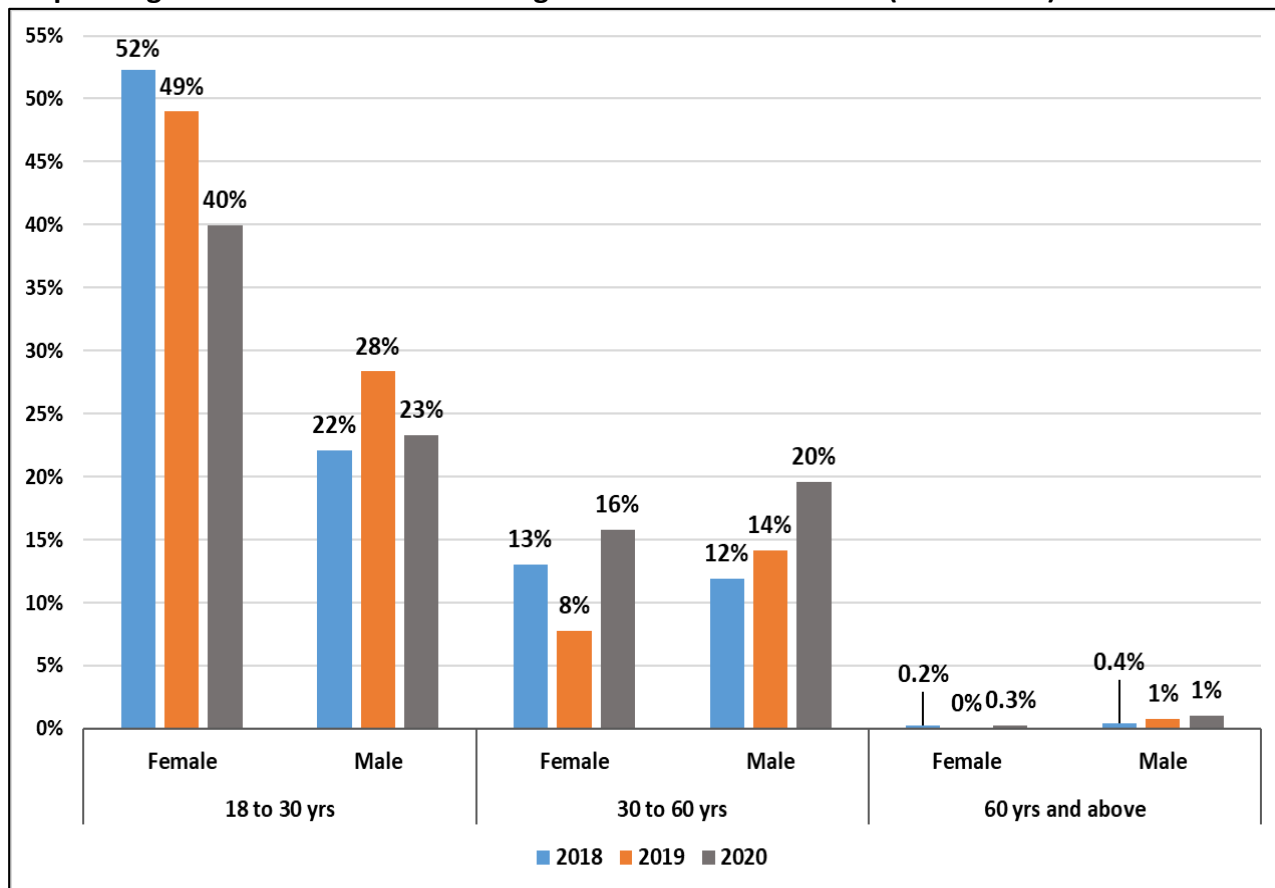
Inference:

- Highest percent of kidnapping in 2020 was in age group of 12 to 18 years (89%).
- Gender wise highest percent of kidnapping in 2020 was in females of 12 to 18 years (68%), increased from 58% in 2019.

⁴ Crime in India, 2018, 2019 and 2020 - <https://ncrb.gov.in/en/crime-in-india>



Graph 3: Age and Gender wise Percentage of victims of Abduction (Sec 362 IPC) in Delhi⁵



Note: Above data has been taken from Crime in India as it bifurcates data according to gender and age, which is not the case with Delhi Police data.

Inference:

- 63% of abduction in 2020 was in age group of 18 to 30 years.
- Gender wise highest percent of abduction in 2020 was in females of 18 to 30 years (40%).

⁵ Crime in India, 2018, 2019 and 2020 - <https://ncrb.gov.in/en/crime-in-india>


Table 2: Recovery of Victims of Kidnapping and Abduction in Delhi from 2018 to 2020⁶

Criteria	2018			2019			2020		
	Female	Male	Total	Female	Male	Total	Female	Male	Total
Unrecovered Victims of Previous Years of Kidnapping & Abduction (As on 31st December 2020)	5,015	3,131	8,146	5,492	3,256	8,748	6,098	3,517	9,615
Persons Kidnapped & Abducted in the current year	3,985	2,364	6,349	3,870	2,218	6,088	3,025	1,210	4,235
Total Persons Kidnapped & Abducted	9,000	5,495	14,495	9,362	5,474	14,836	9,123	4,727	13,850
Persons Recovered Alive	3,501	2,193	5,694	3,252	1,937	5,189	3,034	1,296	4,330
% Persons Recovered Alive	39%	40%	39%	35%	35%	35%	33%	27%	31%
Persons Recovered Dead	7	46	53	12	20	32	5	8	13
Total Recovered (Alive + Dead)	3,508	2,239	5,747	3,264	1,957	5,221	3,039	1,304	4,343
% Total Recovered	38.98%	40.75%	39.65%	34.86%	35.75%	35.19%	33.31%	27.59%	31.36%
Un-Recovered Kidnapped & Abducted Persons (as on 31 st December 2020)	5,492	3,256	8,748	6,098	3,517	9,615	6,084	3,423	9,507
% Total Un-Recovered	61.02%	59.25%	60.35%	65.14%	64.25%	64.81%	66.69%	72.41%	68.64%

Inference:

- Recovery rate (alive) of victims kidnapped and abducted has fallen from 39% in 2018 to 31% in 2020.
- The data reflects that the burden of unrecovered victims is increasing - in 2018 there were 8,748 unrecovered victims, which increased to 9,507 at the end of the year 2020.

⁶ Crime in India, 2018, 2019 and 2020 - <https://ncrb.gov.in/en/crime-in-india>


Table 3: Human Trafficking Cases in Delhi from 2018 to 2020⁷

Year	2018	2019	2020
No. of cases	98	93	53
No. of Persons Rescued	422	608	224
Reasons for Human Trafficking⁸			
Forced Labour	315	507	205
Sexual Exploitation for Prostitution	40	9	5
Domestic Servitude	46	59	7
Forced Marriage	5	4	2
Petty Crimes	0	0	0
Begging	0	1	0
Removal of Organs	0	4	0
Other reasons	16	24	5

Inference:

- While the number of cases registered are below 100 in all three years the number of victims involved in the trafficking cases is much higher, i.e. no. of Cases 53 and no. of persons rescued is 224 in 2020.
- In the reasons identified for human trafficking, the number of individuals trafficked for forced labour is the highest 92% (205) in 2020.

Table 4: Cyber Crime Cases in Delhi from 2016 to 2020

City	2016	2017	2018	2019	2020	% change from 2019 to 2020
Delhi	98	162	189	115	168	46%

Inference:

- Cyber crimes are emerging as the new kind of crimes with the development of technology, and require special investigation and expertise for solving.
- The number of cyber crimes reported in Delhi is however very low (168 cases in 2020) while in Mumbai it was much higher (2433 in 2020) because Mumbai has cyber in each Police station.
- One reason could be the lack of adequate locations where cyber crimes can be reported in the city.
- This is evident from a comparison of cyber crimes in Delhi to Mumbai. Delhi has 13 District Cyber Cells (one in each district) making it relatively inaccessible and difficult to report crimes.
- On the contrary Mumbai which started police station wise (93) cyber cells in 2017 has seen a drastic rise in reporting of cases from that year due to increased accessibility. This shows a direct link between the accessibility and reporting of crimes - Delhi therefore needs to increase its reach by adopting a similar approach to ensure better reporting of cyber crimes.

⁷ Crime in India, 2018, 2019 and 2020 - <https://ncrb.gov.in/en/crime-in-india>

⁸ The information is based on Statement of Rescued Victims & Accused.



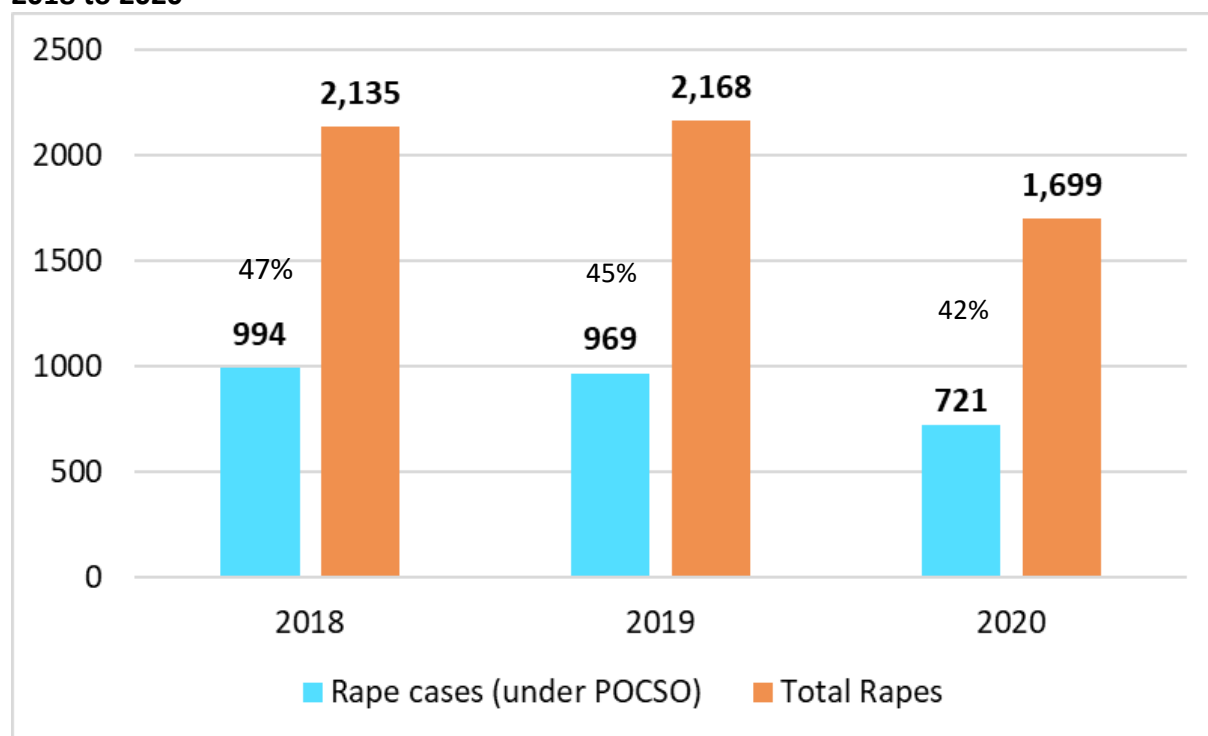
B. Cases under Protection of Children from Sexual Offences (POCSO) Act⁹

A long due step to protect the rights of children, acknowledging the rampant problem of Child Sexual Abuse (CSA) in India, was enacting of the special law- Protection of Children Against Sexual Offences (POCSO) 2012.

Under this law, child rape, harassment, exploitative use of children for the purposes of prostitution and pornography are all criminalised and severely punished. This Act also brought gender parity- victims of all genders under the age of 18 can report a sexual crime.

The Act (Section 28) also envisioned the setting up of special courts for speedy trial and delivery of justice taking into consideration the exposure that a child would face if proceedings took place in regular courts. Further, the Act (Section 35) provided for the cases to be disposed within a period of one year from the time of cognisance of the offense to ensure speedy justice to the child victims and prevent arduous and prolonged proceedings that would have a negative impact on the victim's health.

Graph 4: Rape Cases registered under POCSO Act compared to Total Rapes¹⁰ in Delhi from 2018 to 2020



Inference:

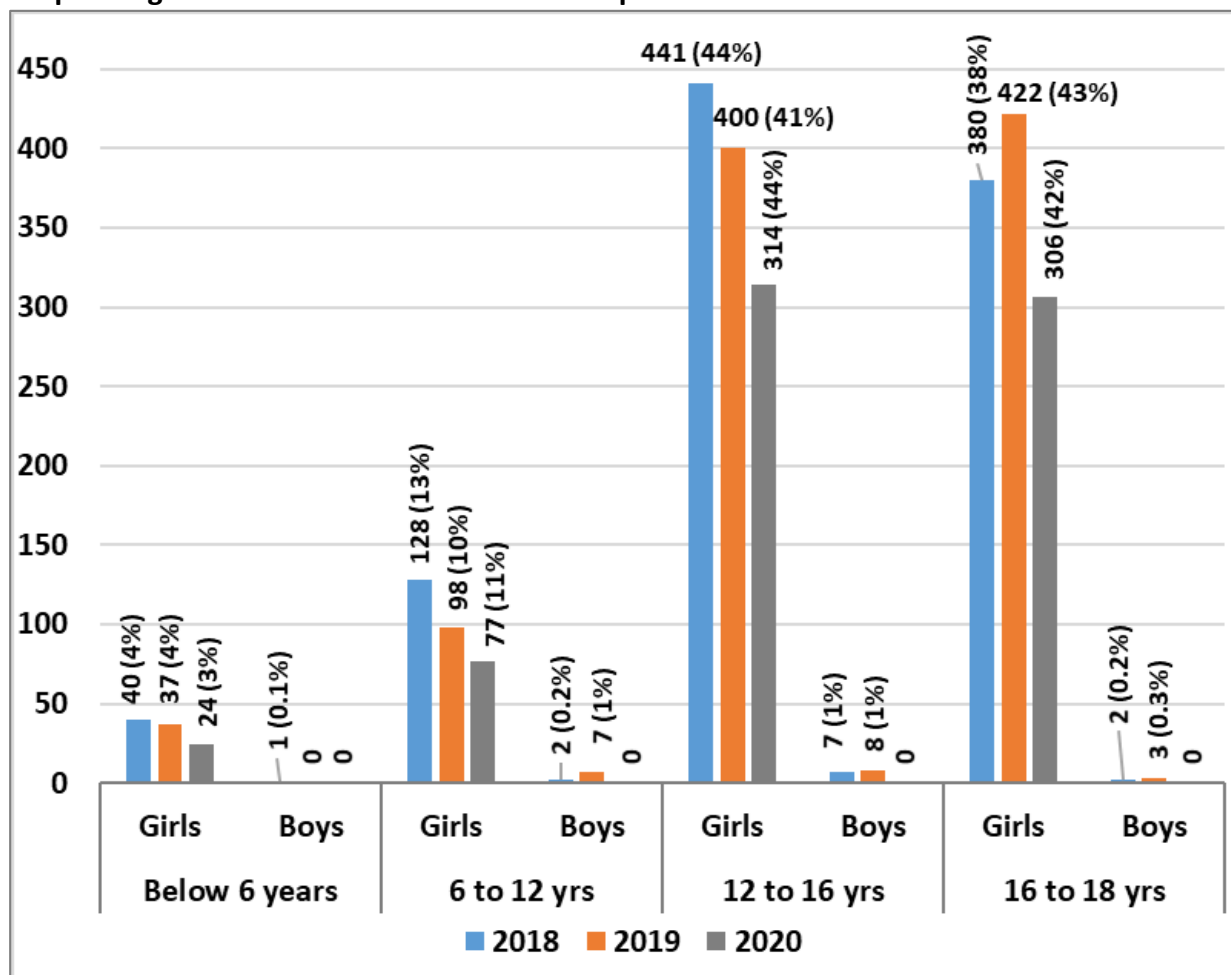
42% of the total rape cases were committed against children (below 18 years) in 2020, compared to 47% in 2018 and 45% in 2019.

⁹ Crime in India, 2018, 2019 and 2020 - <https://ncrb.gov.in/en/crime-in-india>

¹⁰ Total Rape cases include IPC rape cases as well as POCSO rape cases.



Graph 5: Age wise and Gender wise POCSO Rape Victims from 2018 to 2020



Inference:

- Highest number of rape victims were in the age group of 12 to 18 years (620 in 2020).
- 24 rape victims are all girls below 6 years of age were reported in 2020.



Table 5: POCSO Rape Offenders in Delhi from 2018 to 2020

Categories	2018	2019	2020
Total Rape Cases under POCSO	994	969	721
No. of cases where offenders were known to the victim	961	933	686
% of cases where offenders were known, to total cases	97%	96%	95%
Family members	108	99	74
% of cases where family members were offenders	11%	10%	10%
Family Friends/Neighbours/Other Known Persons	402	472	292
% of cases where family friends/neighbours/other known persons were offenders	40%	49%	40%
Friends/Online Friends on Pretext of Marriage	451	362	320
% of cases where friends/online friends on pretext of marriage were offenders	45%	37%	44%
No. of Cases with Offenders Unknown or Not Identified	33	36	35
% of cases where offenders were unknown, to total cases	3%	4%	5%

Inference:

- In 95% of the rape cases under POCSO, offenders were known to the victim in 2020.
- In 40% of total cases in 2020, the offenders were family friends or neighbours and 10% were only family members.
- This highlights the need of a multi-stakeholder approach to be adopted for creating awareness and sensitising people to prevent sexual abuse of children, by engaging with all the stakeholders i.e. children, families, communities, schools, colleges, civil society organisations and the police.


Table 6: Gender wise cases reported and number of victims under POCSO Act

POCSO Sections	Gender	Cases/Victims	2018	2019	2020
Child Rape (Sec. 4 & 6 of POCSO Act)/Sec. 376 IPC)	Girls	Cases Reported	983	953	721
		Victims	989	957	721
	Boys	Cases Reported	11	16	0
		Victims	12	18	0
Sexual Assault of Children (Sec. 8 & 10 of POCSO Act) / Sec. 354 IPC)	Girls	Cases Reported	681	593	373
		Victims	685	604	373
	Boys	Cases Reported	6	11	3
		Victims	6	11	3
Sexual Harassment (Sec. 12 of POCSO Act)/Sec. 509 IPC)	Girls	Cases Reported	70	43	31
		Victims	70	43	31
	Boys	Cases Reported	0	7	1
		Victims	0	9	1
Use of Child for Pornography/Storing Child Pornography Material (Sec. 14 & 15 of POCSO Act)	Girls	Cases Reported	0	3	1
		Victims	0	3	1
	Boys	Cases Reported	0	0	1
		Victims	0	0	1
Abatement and Attempt of Crimes under POCSO Act (Sections 17 to 22)	Girls	Cases Reported	0	2	0
		Victims	0	2	0
	Boys	Cases Reported	0	1	0
		Victims	0	1	0
POCSO Act r/w Section 377 IPC / Unnatural Offences	Girls	Cases Reported	2	2	4
		Victims	2	2	4
	Boys	Cases Reported	86	88	62
		Victims	87	89	64
Total	Girls	Cases Reported	1,736	1,596	1,130
		Victims	1,746	1,611	1,130
	Boys	Cases Reported	103	123	67
		Victims	105	128	69
Grand Total		Cases Reported	1,839	1,719	1,197
		Victims	1,851	1,739	1,199

Inference:

- In 94% of the total 1,197 POCSO cases in 2020 victims were girls, in which highest cases were of rape (721) and sexual assault (373).
- Of the 67 cases reported of POSCO crimes against boys, 93% were unnatural offences (anal/oral intercourse). The low proportion of male cases reported to total cases also reflects the stigma attached to reporting of sexual crimes against males.


Table 7: Duration of Completion of Trials in POCSO Court in Delhi

Year	2018	2019	2020
Less than 1 month	0	0	0
1 to 3 months	4	1	0
3 to 6 months	14	8	1
6 to 12 months	8	21	1
Upto one year	26	30	2
% of cases completed in one year	32%	25%	4%
1 to 3 years	44	54	43
% of cases completed in 1 to 3 years	54%	46%	77%
3 to 5 years	9	27	9
% of cases completed in 3 to 5 years	11%	23%	16%
5 to 10 years	2	7	2
% of cases completed in 5 to 10 years	2%	6%	4%
Total Judgements	81	118	56

Inference:

- The POCSO act envisioned the setting up of separate courts taking into consideration the exposure that a child would face if proceedings took place in regular courts.
- Further, the act provided for timely solving of POCSO cases to ensure speedy justice to the child victims and prevent arduous and prolonged proceedings that would have a negative impact on the victim's health.
- However, in 2020 judgement for only 56 cases were given, showing that provisions of the act are not being followed.
- **The Protection of Children Against Sexual Offences Act** provides for a **separate POCSO court** to try cases of sexual crimes against children and possibly **completion of these cases within one year** of cognisance of offense. This is however **not being properly implemented**.¹¹

¹¹ <https://wcd.nic.in/sites/default/files/POCSO%20Act%2C%202012.pdf> – Chapter 8-Point no.35 (1 & 2)



C. Road Accident Cases

Table 8: Number of Road Accidents, Persons Injured and Died from 2016 to 2020¹²

Year	Total Accidents	Simple Accidents (With Injury)	Number of Persons Injured	Fatal Accidents	Number of Persons Died
2016	7,375	5,698	7,154	1,548	1,591
2017	6,673	5,017	6,604	1,565	1,584
2018	6,515	4,783	6,086	1,657	1,690
2019	5,610	4,125	5,152	1,433	1,463
2020*	4,178	3,015	-	1,163	-

Note: *Road Accident data for the year 2020 has been taken from Delhi Police Official Website, as Delhi Traffic Police Website has data updated till 2019 only. Number of persons injured & number of person died data not mention on Delhi Police official website.

Inference:

- Road accidents in Delhi have fallen from 7,375 in 2016 to 4,178 in 2020.
- Overall, 24% of accidents in Delhi from 2016 to 2020 have caused fatalities.

¹² For year 2016 to 2019 <https://www.delhitrafficpolice.nic.in/statistics>;
for 2020 : <https://www.delhipolice.nic.in/PDF/CID.pdf>



D. Investigation and Trial of IPC and SLL Crimes¹³

Table 9: Status of Investigation and Trial of IPC Cases in Delhi as per Crime in India report from 2018 to 2020¹⁴

Years	2018	2019	2020
Police Investigation			
Cases pending for investigation from Previous year	1,41,338	1,10,287	98,855
Cases reported in the current year	2,49,012	2,99,475	2,49,192
Total cases for investigation	3,90,410	4,09,838	3,48,104
Cases withdrawn/transferred/quashed	720	226	675
Cases where final report ¹⁵ submitted	2,26,816	2,59,891	1,81,284
Cases where charge-sheet submitted	52,587	50,866	69,374
Cases pending investigation at the end of the year	1,10,287	98,855	96,771
% of cases pending for investigation at the end of the year	28%	24%	28%
Trial by Courts			
Cases pending for trial from previous year	2,14,491	2,41,781	2,62,900
Cases taken for trial in current year	52,587	50,866	69,374
Total cases for trial	2,67,078	2,92,647	3,32,274
Cases withdrawn/transferred/abated/quashed	4,492	3,412	2,466
Cases discharged/ acquitted	8,699	11,286	3,467
Cases convicted	12,106	15,049	20,621
Cases pending trial at the end of the year	2,41,781	2,62,900	3,05,720
% of cases pending for trial at the end of the year	91%	90%	92%

Inference:

- A total of 3,48,104 IPC cases were to be investigated in Delhi as of December 2020 out of which 28% cases were pending for investigation at the end of the year. Out of the cases investigated, charge sheet was filed in 69,374 cases.
- A total of 3,32,274 cases were to be tried in courts for IPC in Delhi as of December 2020 out of which 92% cases were pending for trial at the end of the year.
- Of the 24,088 cases in which the trial was completed in 2020, 86% were convicted, 14% were acquitted/discharged.

¹³ Crime in India, 2018, 2019 and 2020 - <https://ncrb.gov.in/en/crime-in-india>

¹⁴ Data is of Delhi UT from Crime in India Report

¹⁵ Cases Ended as FR Non Cognizable, cases Ended as Final Report False, Cases Ended as mistake of Fact or of law or Civil Dispute, Cases True but Insufficient Evidence or Untraced or No Clue, Cases Abated during Investigation.



Table 10: Status of Investigation and Trial of Special and Local Laws (SLL) Cases in Delhi as per Crime in India report from 2018 to 2020

Years	2018	2019	2020
Police Investigation			
Cases pending for investigation from Previous year	11,431	10,691	10,829
Cases reported in the current year	13,600	16,786	16,878
Total cases for investigation	25,032	27,477	27,707
Cases withdrawn/transferred/quashed	40	1	1
Cases where final report ¹⁶ submitted	440	336	338
Cases where charge sheet submitted	13,861	16,311	14,899
Cases pending investigation at the end of the year	10,691	10,829	12,469
% of cases pending for investigation at the end of the year	43%	39%	45%
Trial by Courts			
Cases pending for trial from previous year	42,693	50,956	59,941
Cases taken for trial in current year	13,861	16,311	14,899
Total cases for trial	56,554	67,267	74,840
Cases withdrawn/transferred/abated/quashed	493	322	130
Cases discharged/ acquitted	1,475	2,155	600
Cases convicted	3,630	4,849	1,595
Cases pending trial at the end of the year	50,956	59,941	72,515
% of cases pending for trial at the end of the year	90%	89%	97%

Inference:

- A total of 27,707 SLL cases were to be investigated in Delhi as of December 2020 out of which 45% cases were pending for investigation at the end of the year, much higher than IPC crimes (28%). Out of the cases investigated, charge sheet was filed in 14,899 cases.
- A total of 74,840 SLL cases were to be tried in Delhi as of December 2020 out of which 97% cases were pending for trial at the end of the year. While the volume of IPC cases is much higher, the percentage of disposal of cases for both IPC and SLL crimes is poor.
- Conviction rates in SLL crimes were lower than IPC – out of 2,325 cases which were tried in the courts, 73% were convicted, 27% were acquitted/discharged.

¹⁶ Cases Ended as FR Non Cognizable, cases Ended as Final Report False, Cases Ended as mistake of Fact or of law or Civil Dispute, Cases True but Insufficient Evidence or Untraced or No Clue, Cases Abated during Investigation.



Table 11: Status of Investigation and Trial of Crime against Women Cases in Delhi as per Crime in India report from 2018 to 2020

Years	2018	2019	2020
Police Investigation			
Cases pending for investigation from Previous year	20,940	18,819	18,595
Cases reported in the current year	13,640	13,395	10,093
Total cases for investigation	34,581	32,214	28,688
Cases withdrawn/transferred/quashed	301	87	124
Cases where final report ¹⁷ submitted	3,826	3,942	3,001
Cases where chargesheet submitted	11,635	9,590	9,028
Cases pending investigation at the end of the year	18,819	18,595	16,535
% of cases pending for investigation at the end of the year	54%	58%	58%
Trial by Courts			
Cases pending for trial from previous year	43,236	51,369	56,409
Cases taken for trial in current year	11,635	9,590	9,028
Total cases for trial	54,871	60,959	65,437
Cases withdrawn/transferred/abated/quashed	1,159	948	409
Cases discharged/ acquitted	1,569	2,135	448
Cases convicted	774	1,467	403
Cases pending trial at the end of the year	51,369	56,409	64,177
% of cases pending for trial at the end of the year	94%	93%	98%

Inference:

- A total of 28,688 cases of crime against women were to be investigated in Delhi as of December 2020 out of which 58% cases were pending for investigation at the end of the year. Out of the cases investigated, charge sheet was filed in 9,028 cases.
- A total of 65,437 cases of crime against women were to be tried in courts in Delhi as of December 2020 out of which 98% cases were pending for trial at the end of the year.
- In 2020, the trial was completed of only 1,260 cases, out of which 47% cases were convicted and 53% were acquitted/discharged.

¹⁷ Cases Ended as FR Non Cognizable, cases Ended as Final Report False, Cases Ended as mistake of Fact or of law or Civil Dispute, Cases True but Insufficient Evidence or Untraced or No Clue, Cases Abated during Investigation.



Table 12: Status of Investigation and Trial of Crime against Children Cases in Delhi as per Crime in India report from 2018 to 2020

Years	2018	2019	2020
Police Investigation			
Cases pending for investigation from Previous year	8,768	8,609	9,016
Cases reported in the current year	8,246	7,783	5,362
Total cases for investigation	17,015	16,392	14,378
Cases withdrawn/transferred/quashed	53	8	54
Cases where final report ¹⁸ submitted	5,412	4,982	3,974
Cases where chargesheet submitted	2,941	2,386	2,284
Cases pending investigation at the end of the year	8,609	9,016	8,066
% of cases pending for investigation at the end of the year	51%	55%	56%
Trial by Courts			
Cases pending for trial from previous year	11,238	13,541	14,383
Cases taken for trial in current year	2,941	2,386	2,284
Total cases for trial	14,179	15,927	16,667
Cases withdrawn/transferred/abated/quashed	54	21	26
Cases discharged/ acquitted	263	578	43
Cases convicted	321	945	97
Cases pending trial at the end of the year	13,541	14,383	16,501
% of cases pending for trial at the end of the year	96%	90%	99%

Inference:

- A total of 14,378 cases of crime against children were to be investigated in Delhi as of December 2020 out of which 56% cases were pending for investigation at the end of the year. Out of the cases investigated, charge sheet was filed in only 2,284 cases.
- A total of 16,667 cases of crime against children were to be tried in Delhi as of December 2020 out of which 99% cases were pending for trial at the end of the year. Even though the volume of crime against women cases is much higher, the percentage of disposal of cases for both, crime against women and crime against children is very low.
- Conviction rate of crime against children is however higher than that of crime against women - out of 166 cases tried in the courts, 69% were convicted and 31% were acquitted/discharge.

¹⁸ Cases Ended as FR Non Cognizable, cases Ended as Final Report False, Cases Ended as mistake of Fact or of law or Civil Dispute, Cases True but Insufficient Evidence or Untraced or No Clue, Cases Abated during Investigation.



Table 13: Conviction and Acquittal percentage of various crimes in Delhi from 2018 to 2020

Type of Crimes	Disposal Status	2018	2019	2020
IPC Crimes	Conviction (%)	58%	57%	86%
	Acquittal (%)	42%	43%	14%
SLL Crimes	Conviction (%)	71%	69%	73%
	Acquittal (%)	29%	31%	27%
Crime Against Women	Conviction (%)	33%	41%	47%
	Acquittal (%)	67%	59%	53%
Crime Against Children	Conviction (%)	55%	62%	69%
	Acquittal (%)	45%	38%	31%
Cyber Crimes	Conviction (%)	17%	14%	0%
	Acquittal (%)	83%	86%	0%

Inference:

- In IPC, SLL crimes, crime against women and crime against children the conviction percentage has increased from 2018 to 2020.
- The conviction rate in cases of crimes against women was 47% in 2020, while for crime against children it was 69%
- There has been no conviction and acquittals for cyber crime cases in 2020, which shows the least focus on one of the rapidly increasing crime.



V. Human Resources in the Policing and Law and Order System

A. Police Personnel

Table 14: Designation wise number of sanctioned and working police personnel in 2019-20 and 2020-21¹⁹

Designation	2019-20			2020-21		
	Sanctioned	Working	% Difference	Sanctioned	Working	% Difference
Commissioner of Police (C.P.)	1	1	0%	1	1	0%
Special Commissioner of Police	10	12	20%	13	17	31%
Joint Commissioner of Police (Jt. C.P.)	20	16	-20%	20	20	0%
Additional Commissioner of Police (Addl. C.P.)	20	23	15%	20	22	10%
Deputy Commissioner of Police (D.C.P.)	54	57	6%	54	62	15%
Additional Deputy Commissioner of Police (Addl. D.C.P.)	54	15	-72%	54	14	-74%
Assistant Commissioner of Police (A.C.P.)	348	298	-14%	347	239	-31%
Police Inspector (P.I.)	1,425	1,397	-2%	1,455	1,422	-2%
Police Sub - Inspector (P.S.I.)	7,859	6,576	-16%	8,096	6,451	-20%
Assistant Police Sub-Inspector (A.S.I.)	7,069	6,976	-1%	7,316	6,762	-8%
Head Constable (H.C.)	23,109	20,167	-13%	23,713	20,513	-13%
Police Constable (P.C.)	49,835	43,893	-12%	50,969	42,763	-16%
Total Police Force	89,804	79,431	-12%	92,058	78,286	-15%

Inference:

- There was a shortage of 20% in the post of Police Sub-Inspector (P.S.I.) in 2020-21, who also perform the role of investigation officers.
- Highest shortage in Delhi police was in the post of Additional Deputy Commissioner of Police (Addl. D.C.P.) - 74% in 2020-21.
- Overall shortage in 2020-21 was 15% in Delhi police.

¹⁹ Data received through RTI from Police Headquarters as on 31st March of that year. For example, 2020-21 data is as of 31st March 2021. Data in this table is of department and police station personnel.


Table 15: Police Personnel details based on Police Districts²⁰ in 2020-21

Police Districts	No. of Police Stations	Police Personnel Sanctioned	Police Personnel Working	% difference between Sanctioned and Working
Central District	15	3,479	2,641	-24%
West District	12	2,818	2,472	-12%
East District	11	2,587	2,143	-17%
Outer District	10	2,685	2,292	-15%
Outer North District	8	1,849	1,781	-4%
Shahdara District	11	3,375	2,654	-21%
Rohini District	10	3,011	2,435	-19%
Dwarka District	11	2,587	2,416	-7%
New Delhi District	9	2,459	2,121	-14%
North District	14	3,321	2,648	-20%
North East District	14	3,470	2,689	-23%
North West District	11	2,874	2,323	-19%
South District	15	3,650	2,778	-24%
South East District	15	3,421	2,678	-22%
South West District	12	3,048	2,518	-17%
Airport District	2	517	487	-6%
Total	180	45,151	37,076	-18%

Inference:

- Highest shortage of police personnel was in Central & South (-24%), followed by North East (-23%) and South East (-22%) in 2020-21.

²⁰ Data of 180 police station personnel, does not include department personnel.


Table 16: Department wise Police Personnel in 2019-20 and 2020-21

Department	2019-20			2020-21		
	Sanctioned	Working	% Difference	Sanctioned	Working	% Difference
Crime Branch	1,374	1,200	-13%	1,374	1,289	-6%
Delhi Armed Force	9,178	8,293	-10%	9,178	8,452	-8%
Security	7,206	7,252	1%	7,206	6,779	-6%
Special Police Unit for Women & Children	306	354	16%	306	349	14%
Traffic	5,987	5,378	-10%	5,986	5,258	-12%
Police Control Room Vans (P.C.R.)	8,412	7,801	-7%	8,412	7,842	-7%
Other ²¹	12,164	12,070	-1%	14,391	11,181	-22%
Total	44,627	42,348	-5%	46,853	41,150	-12%

Inference:

- Special police unit for women and children had 14% more personnel deployed than sanctioned.

²¹ Includes other departments such as Railway and Metro, Economic Offences Wing (E.O.W), Special cell, Licensing, Special Branch, Vigilance cell, D.E. Cell, Foreigners Regional Registration Office, Operation & Communication, Provision and Logistics, MT, Rashtrapati Bhawan, Police Head Quarter(PHQ), Demolition Cell, Police Training College(PTC), Recruit PTC, Un. Posting, GNCT Sectt., A.C. Branch.



Table 17: Police Personnel sanctioned and working for Supervisory level officers in 2019-20 and 2020-21

Supervisory Level Officer	2019-20			2020-21		
	Police Personnel Sanctioned	Police Personnel Working	% Difference between Sanctioned and Working	Police Personnel Sanctioned	Police Personnel Working	% Difference between Sanctioned and Working
C.P., Special C.P., Jt. C.P., Addl. C.P., D.C.P., Addl. DCP and A.C.P.	507	422	-17%	509	380	-25%

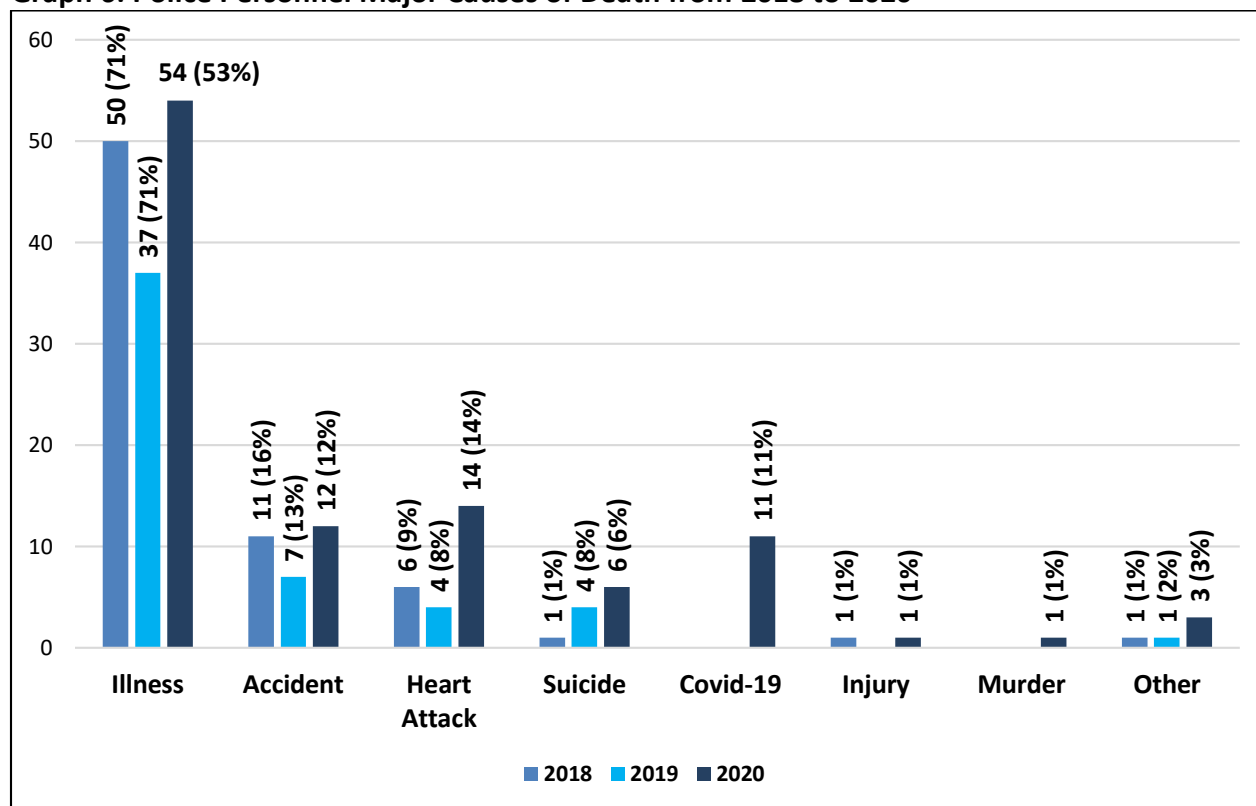
Inference:

Delhi Supervisory level officers' posts suffer from a shortfall of 25% in 2020-21. This shortage has risen from -17% in the previous year.



B. Causes of Death of Delhi Police Personnel

Graph 6: Police Personnel Major Causes of Death from 2018 to 2020²²



Inference:

- Highest number of deaths amongst police personnel are happening due to various illnesses, which shows a need of provision for regular health check ups of police personnel.
- Death due to Heart attack & Suicide has shown an increase from 6 in 2018 to 14 in 2020 & 1 in 2018 to 6 in 2020 respectively.
- 11% Police personnel death were due to Covid-19 out of the total 102 deaths in 2020.

²² Outer, Rohini, Central & South East districts do not maintain causes of death data, East District have not provided the data year wise.



C. Police Complaints Authority

The State Police Complaints Authority (PCA) was set up by Lieutenant Governor, Delhi vide notification No. F.28/1/2017/HP-I/Estt/PartFile/635-641 dated 29.01.2018. It started receiving complaints from 1st January, 2019. Police Complaints Authority can receive complaints regarding serious violation of law or abuse of lawful authority by police authorities. It has the power to conduct enquiries, receive evidence, conduct hearings and give final orders in the form of recommendations to police department and state government regarding initiation of departmental proceedings or registration of FIR if misconduct is established. However, the PCA only has powers for recommendation and the final decision regarding any case lies with the state government.

The PCA is to consist of 4 members, a retired high court judge (chairperson), a person of repute and stature from civil society, a retired civil servant of minimum of scale of Secretary to GNCT of Delhi with experience in Public Administration, a retired police officer of minimum scale of Joint Commissioner/Inspector General of Police or corresponding rank. One of the four members is to be a woman. Annual report 2019-20²³ of the State PCA reveals that all 4 members have been appointed according to the above provisions.

Awareness needs to be created about the Police Complaints Authority so that people can know where and how to report cases against the police, since until December 2018 such complaints were being made to the Public Grievances Commission.

Table 18 : Complaints received and disposed off in police complaints authority during the year 2019-20 to 2020-21

	2019-20	2020-21
Balance Cases as on 01st April		208
Total Complaints Received	1,535	2,256
Grand Total	1,535	2,464
Disposed	1,327	2,030
Pending as on 31st March	208	434
% of Disposal	86.45%	82.39%

Inference:

- Total 2,464 complaints in 2020-21 were registered against police authorities in PCA, of which 82% (2,030) were disposed and 434 complaints were pending.
- No further information has been given on cases disposed such as- Action Taken, FIR filed Chargesheeted etc.

²³ <http://pca.delhigovt.nic.in/>



D. State Security Commission

The **State Security Commission** was to be set up in furtherance of a Supreme Court order dated 22nd September, 2006. One of the core roles of the Commission was to advise the government on broad policy guidelines for better policing in consultation with police chiefs and to monitor efficacy of policing, initiate preventive measures and ensure service-oriented functions of the police²⁴. However, the State Security Commission has not been established as per the order. The last reply of Praja's RTI regarding setting up of the Commission in 2017 is provided below.

DEPOL/R/2017/09642.
TIMED/UNDER RTI ACT-2005.
OFFICE OF THE PUBLIC INFORMATION OFFICER, POLICE HDQRS.,
M.S.O BUILDING, 8TH FLOOR, I.P ESTATE, NEW DELHI.

No. XXIV/29/Spl/ID-1911/2017/ **15450** /RTI Cell/PHQ dated **21/5/17**
To

Ms. Anjali Srivastava,
Praja Foundation, Room No. 901,
9th Floor, Nirmal Tower, 26, Sarakhamba Road,
New Delhi-110001.

Subject:- **Seeking information under Right to Information Act-2005.**

With reference to your RTI application dated 11.04.2017 [received in this Hdqrs. on 13.04.2017], on the subject cited above. I am to provide the requisite reply, pertaining to PIO/PHQ, on the basis of report received from concerned quarter [principle supplier of the information], as under:-

Point No.	Reply.
(i)	After the new elected Govt. of NCT of Delhi, a proposal for re-constitution for State Security Commission has been sent to Principal Secy. to Hon'ble LG, Delhi vide letter No. 8799/C&T/AC-I/PHQ, dated 20.3.2015, which is still under consideration.
(ii)	No meeting has been held by the Security Commission of Delhi since 1 st Jan 2016 to till date.
(iii)	Nil, in view of point No. 2 above.
(iv)	The function of the Security Commission are mentioned in GOI/MHA's order Nos. 14040/45/2009-UTP, dated 3.3.2010 and 14040/127/2010-UTP, dated 10.1.2011, their copies are available in this Hdqrs. You may obtain the above mentioned copies after depositing/sending of its cost of stationery charges of Rs. 04/- [Rs. 2/- per page] by way of cash against proper receipt or Bank Draft/Banker's Cheque or IPO addressed to Accounts Officer, Delhi Police, under RTI Act-2005.
(v)	As per record, no such report has been received in this Hdqrs.

[VIKRAMJIT SINGH] IPS
PUBLIC INFORMATION OFFICER-CUM
DEPUTY COMMISSIONER OF POLICE
DELHI POLICE HDQRS., NEW DELHI
Ph # 23762616 Extn. 30079.

The first appellate authority under section 19 of RTI Act-2005 is Spl. CP/PHQ [GA], Office location: 7th Floor, MSO Building, IP Estate, New Delhi. The appeal could be filed within thirty days of receipt of the reply, if not satisfied with the above reply.

²⁴ <http://www.humanrightsinitiative.org/publications/police/sscd.pdf>



VI. Deliberations by Members of Parliament (MP) in Delhi²⁵

Table 19: Questions asked on issues related to crime from Budget 2019 to Budget 2021

Name of MP	Political Party	No. of Question asked on issues related to crime		Total questions	
		Budget 2019, Monsoon 2019, Winter 2019 & Budget 2020	Monsoon 2020, Winter 2020 & Budget 2021	Budget 2019, Monsoon 2019, Winter 2019 & Budget 2020	Monsoon 2020, Winter 2020 & Budget 2021
Manoj Tiwari	Bharatiya Janata Party	5	3	92	61
Gautam Gambhir	Bharatiya Janata Party	5	1	43	20
Meenakshi Lekhi	Bharatiya Janata Party	10	4	97	36
Hans Raj Hans	Bharatiya Janata Party	2	0	15	0
Parvesh Sahib Singh	Bharatiya Janata Party	13	2	102	32
Ramesh Bidhuri	Bharatiya Janata Party	0	3	19	19
Total		35	13	368	168

Inference:

8% of total questions raised by Delhi MPs from Monsoon 2020 to Budget 2021 were related to crime. Meenakshi Lekhi asked the most questions (04 questions) on crime from Monsoon 2020 to Budget 2021 among Delhi MPs.

²⁵ Detailed information regarding questions asked by various MPs from Budget 2019 to Budget 2021 was taken from the below mention link: <http://164.100.47.194/Loksabha/Questions/Qtextsearch.aspx>

**Table 20: Issue-wise number of questions asked on crime from Budget 2019 to Budget 2021**

Issues	No. of Questions related to crime	
	Budget 2019, Monsoon 2019, Winter 2019 & Budget 2020	Monsoon 2020, Winter 2020 & Budget 2021
Total Questions Asked	35	13
Army/Navy/Air Force/other security	0	3
Cyber Crime	5	1
Corruption	2	0
Child Labour	1	0
First Information Report (FIR) Related	2	1
Fraud	1	0
Human Resources Related	6	1
Human Trafficking	1	0
Illegal Immigrants	3	0
Judiciary	3	1
Kidnapping	1	0
Legal System Related	0	3
Police Station Infrastructure	1	0
Prison__Custody related	0	1
Robbery	1	0
Schemes Policies in Crime	1	0
Women Issues Related	4	0
Crime Related	4	2

Note: One question/issue may be related to multiple sub issues in crime and is counted issue wise, hence total questions raised does not equal issue wise total.

Inference:

No questions were asked by MPs on crime against women and crime against children in Delhi from Monsoon 2020 to Budget 2021 although this is a major problem in Delhi.